



Product Selection Guide

QM1L - 160 / 4 300 - 160A 2 A L1 Y1 1 D1 2



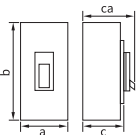
QM1L ↓	160 ↓	S ↓			P ↓	4 ↓	
Product code	Frame size	Current class			Code of control circuit source voltage	Pole number	
Residual-current circuit breaker	125, 160, 250, 630, 800 Note: 125 is upgraded type of 63 frame 160 is upgraded type of 100 frame 225 is upgraded type of 250 frame		S	M	H	P: electric operation Z: rotary handle W: direct operation	3: 3-pole 4: 4-pole
		125	25/18	-	35/25		
		160	25/18	35/25	50/35		
		250	25/18	35/25	50/35		
		400	35/25	-	65/65		
800	-	-	65/65				

300 ↓	160A ↓	2 ↓	A ↓
Release type and internal accessory	Rated current (A)	Application	Code of four-pole product
The first digit represents release type 2 :has instantaneous release only 3 :complex release Note: Later two digits are the code of accessories (see accessory table)	125 10, 16, 20, 25, 32, 40 50, 63, 80, 100, 125	1: power distribution 2: motor protection	A: N-pole without protection cannot close or open B: N-pole without protection can close and open C :N-pole with protection can close and open D: N-pole with protection cannot close or open Note: Unless otherwise mentioned, 4-pole products will be classified as CAT. B by default.
	160 63, 80, 100, 125, 140 160		
	250 100, 125, 140, 160 180, 200, 225, 250		
	400 250, 300, 315, 350 400		
	800 500, 630, 700, 800		

L1 ↓		Y1 ↓					
Rated residual operating current (mA)		Rated delay time (if selected)					
Delay fixed type	Quick three-gear adjustable	Delay fixity		Delay three-gear adjustable			
L1: 30 L2: 50 L3: 75 L4: 100 L5: 150	L7: 200 L8: 300 L9: 500 L10: 1000	L11: 30, 50, 100 L12: 30, 100, 200 L13: 30, 100, 500 L14: 100, 200, 300 L15: 100, 300, 500 L16: 300, 500, 1000	Y1: 0.1s Y2: 0.2s Y3: 0.3s	Y4: 0.4s Y5: 0.5s Y6: 0.6s	Y7: 0.7s Y8: 0.8s Y9: 0.9s	Y10: 1.0s Y11: 1.5s Y12: 2.0s	Y13: 0.45.1.2 Y14: 1.2.3(s)

Q1 ↓			D1 ↓		Q ↓	2 ↓
Accessory voltage			Electric operation voltage		Installation methods	Install wiring board or not
Undervoltage release	Shunt release	Auxiliary alarm	DC1 Electric Operation	DC3 Electric Operation	Q: Front-board H: Back-board C: Plug-in type	1: No 2: Yes
Q1: AC220V	F1: AC220V	J1: AC125V	D1: AC220V	D5: AC230V		
Q2: AC240V	F2: AC380V	J2: AC250V	D2: AC230V	D6: AC110V		
Q3: AC380V	F3: DC110V	J3: DC125V	D3: AC380V	D7: DC220		
Q4: AC415V	F4: DC24V	J4: DC24V	D4: AC400V	D8: DC110		
				D9: AC110-240V		
				D10: DC100-220V		
			Note: Adaptable voltages for two electric operations. Please refer to the introduction of external accessory.			



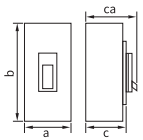
Main Performance Indexes

Frame current A ()		125		160		
Model		QM1L-125S	QM1L-125H	QM1L-160S	QM1L-160M	QM1L-160H
Pole number		2,3, 4		2,3, 4	3, 4	
						
Power supply system	3P	3 3W, 1 2W, 1 3W		3 3W, 1 2W, 1 3W		
	4P	3 4W		3 4W		
Rated current (A)		10, 16, 20, 25, 32, 40 50, 63,80, 100, 125		63, 80, 100, 125, 140, 160		
Rated voltage (V)		AC400V				
Rated insulation voltage (V)		AC690V				
Leakage indication system		Button				
Short-circuit breaking capacity (KA) Icu/Ics	AC400V	25/18	35/25	25/18	35/25	50/35
Operating cycle number	Electrical life	6000		6000	3000	
	Mechanical life	9000		9000	7000	
Quick type	Rated residual operating current	30, 100, 500(adjustable)				
	Max. actuation time	0.1				
Delay type	Rated residual operating current	100, 300, 500(adjustable)				
	Max. actuation time	-				
	Max. actuation time under 21Δn (s)	0.45, 1.0, 2.0(adjustable)				
	Inertia non-actuation time under 21Δn (s)	0.1, 0.5, 1.0				
Outline dim(mm) a-b-c-ca		2P	50-130-68-90		60-155-68-90	
		3P	75-130-68-90		90-155-68-90	90-155-88-115
		4P	100-130-68-90		120-155-68-90	120-155-88-115
Weight (kg)	2P	0.55		0.75	0.75	0.75
	3P	0.65		0.85	1.2	1.2
	4P	0.8		1.2	1.5	1.5
Electric operating device (MD)		●				
External driving operating handle		●				
Automatic release		Thermal electromagnetic type				

Main Performance Indexes

Frame current A()	250		
Model	QM1L-250S	QM1L-250M	QM1L-250H
Pole number	3, 4		
Power supply system	3P	3 3W, 1 2W, 1 3W	
	4P	3 4W	
Rated current (A)	100, 125, 140, 160, 180, 200, 225, 250		
Rated voltage (V)	AC400V		
Rated insulation voltage (V)	AC690V		
Leakage indication system	Button		
Short-circuit breaking capacity(KA)Icu/Ics	AC400V	25/18	35/25 50/35
Operating cycle number	Electrical life	3000	
	Mechanical life	7000	
Quick type	Rated residual operating current	30, 100, 500(adjustable)	
	Max. actuation time	0.1	
Delay type	Rated residual operating current	100, 300, 500(adjustable)	
	Max. actuation time	-	
	Max. actuation time under 21△n (s)	0.45, 1.0, 2.0(adjustable)	
	Inertia non-actuation time under 21△n (s)	0.1, 0.5, 1.0	
Outline dim(mm) a-b-c-ca		2P	-
		3P	105-165-68-92 105-165-88-115
		4P	140-165-68-92 140-165-88-115
Weight (kg)	2P	-	-
	3P	2.0	2.1
	4P	2.5	2.6
Electric operating device (MD)	●		
External driving operating handle	●		
Automatic release	Thermal electromagnetic type		

Main Performance Indexes

Frame current A ()		400		800
Model		QM1L-400S	QM1L-400H	QM1L-800H
Pole number		3, 4		3, 4
				
Power supply system	3P	3 3W, 1 2W, 1 3W		3 3W, 1 2W, 1 3W
	4P	3 4W		3 4W
Rated current (A)		250,315,350,400		500,630,700,800
Rated voltage (V)		AC400V		AC400V
Rated insulation voltage (V)		AC690V		AC690V
Leakage indication system		Button		Button
Short-circuit breaking capacity (KA)Icu/Ics	AC400V	35/25	65/65	65/65
Operating cycle number	Electrical life	2000		
	Mechanical life	4000		
Quick type	Rated residual operating current	30, 100, 500(adjustable)		
	Max. actuation time	0.1		
Delay type	Rated residual operating current	100, 300, 500(adjustable)		
	Max. actuation time	-		
	Max. actuation time under 21Δn (s)	0.45, 1.0, 2.0(adjustable)		
	Inertia non-actuation time under 21Δn (s)	0.1, 0.5, 1.0		
Outline dim(mm) a-b-c-ca		2P	-	
		3P	140-257-103-155	210-257-103-155
		4P	185-257-103-155	280-257-103-155
Weight (kg)	2P	-		-
	3P	6.6	12.5	
	4P	8.4	17.5	
Electric operating device (MD)		●		
External driving operating handle		●		
Automatic release		Thermal electromagnetic type		